



# HEATING MATS

## ELECTRIC FLOOR HEATING

### KEY FEATURES

- ✓ LARGE SELECTION OF STANDARD AND CUSTOM SIZES AVAILABLE.
- ✓ DESIGNED/MANUFACTURED AT 12 OR 15 WATTS PER SQUARE FOOT.
- ✓ DUAL MEMBRANE (FABRIC) MAT "SANDWICH" CONSTRUCTION.
- ✓ ULTRA-LOW PROFILE (APPROX. 1/8").
- ✓ CONSISTENT WIRE SPACING PROVIDES EVEN FLOOR HEATING.
- ✓ NO CUTTING AND FITTING REQUIRED, REDUCING THE CHANCES OF INSTALLATION ERRORS.
- ✓ 25 YEAR MAT WARRANTY.



### DESCRIPTION

When you are looking to provide a safe, energy efficient floor heating solution to your customers – make sure you choose **TRM Floor Heating Mats** for a system you can rely on. Our innovative, maintenance free heating technology and 25 year product warranty will provide a truly luxurious feeling of comfort for years to come. Whether for your latest home renovation project or for new construction, TRM electric floor heating mat systems are suitable for a wide range of interior heating applications in dry areas; as well as in wet areas, when an approved waterproofing membrane is installed above.

TRM offers over 100 standard mat sizes, as well as custom mats that can be made to fit the shape of your room, so you are sure to find the size you need. If one mat will not cover the desired area, multiple mats can be installed in the same room to warm the entire floor surface. TRM mats are approx. 1/8" thick and are available in 120, 208 and 240 volt ratings.

Combine with our uncoupling membrane system, to realize the benefits of an underlayment membrane with the comfort and convenience of electric floor heating. The membrane can be installed above the properly embedded heating mat as an uncoupling, crack isolating and waterproofing system.

### TECHNICAL SPECIFICATIONS

Voltage	120V, 208V, 240V
Watts per sq foot	12Watts / Sqft. standard (15 Watts/ sqft available using custom mats)
Construction	Fluoropolymer insulated heating wire with stainless steel braided covering, bonded between two layers of non-woven polymer fabric membrane.
Mat Profile	Heating wire and fabric are less than 1/8" thick. Refer to product installation manual for recommended sub-floor depression depth based on desired flooring type.
Cold Lead	14AWG stranded copper conductor, stainless braid, 10 ft. standard. (Custom mat cold leads can be manufactured up to 25' long)
Approved Flooring Types	Tile, Stone, Laminate and Engineered Wood Floors.
Coverage	Single mats up to 6ft x 15ft. For larger areas mats can be wired in parallel to the same control (or using a relay) to heat as one large zone.
Warranty	25 years



### 120V – STANDARD MAT SIZES

DIMENSIONS (INCHES)	WATTS	AMPS	OHMS	MODEL
24 x 48	96	0.8	149.4	TRM-24048-1
24 x 60	118	1.0	122.1	TRM-24060-1
24 x 72	144	1.2	99.8	TRM-24072-1
24 x 84	167	1.4	86.5	TRM-24084-1
24 x 96	194	1.6	74.4	TRM-24096-1
24 x 108	211	1.8	68.1	TRM-24108-1
24 x 120	244	2.0	59.1	TRM-24120-1
24 x 132	269	2.2	53.6	TRM-24132-1
24 x 144	289	2.4	49.9	TRM-24144-1
24 x 156	318	2.7	45.2	TRM-24156-1
24 x 168	341	2.8	42.3	TRM-24168-1
24 x 180	369	3.1	39.1	TRM-24180-1
30 x 48	119	1.0	120.7	TRM-30048-1
30 x 60	148	1.2	97.6	TRM-30060-1
30 x 72	178	1.5	80.9	TRM-30072-1
30 x 84	208	1.7	69.2	TRM-30084-1
30 x 96	242	2.0	59.4	TRM-30096-1
30 x 108	276	2.3	52.1	TRM-30108-1
30 x 120	303	2.5	47.5	TRM-30120-1
30 x 132	327	2.7	44.1	TRM-30132-1
30 x 144	361	3.0	39.9	TRM-30144-1
30 x 156	387	3.2	37.2	TRM-30156-1
30 x 168	414	3.4	34.8	TRM-30168-1
30 x 180	458	3.8	31.4	TRM-30180-1
36 x 48	141	1.2	102.5	TRM-36048-1
36 x 60	180	1.5	79.9	TRM-36060-1
36 x 72	216	1.8	66.8	TRM-36072-1
36 x 84	250	2.1	57.6	TRM-36084-1
36 x 96	283	2.4	50.9	TRM-36096-1
36 x 108	323	2.7	44.6	TRM-36108-1
36 x 120	368	3.1	39.1	TRM-36120-1
36 x 132	403	3.4	35.7	TRM-36132-1
36 x 144	436	3.6	33.0	TRM-36144-1
36 x 156	469	3.9	30.7	TRM-36156-1
36 x 168	502	4.2	28.7	TRM-36168-1
36 x 180	548	4.6	26.3	TRM-36180-1
42 x 48	166	1.4	86.7	TRM-42048-1
42 x 60	205	1.7	70.1	TRM-42060-1
42 x 72	252	2.1	57.1	TRM-42072-1
42 x 84	299	2.5	48.1	TRM-42084-1
42 x 96	332	2.8	43.4	TRM-42096-1
42 x 108	385	3.2	37.4	TRM-42108-1
42 x 120	420	3.5	34.3	TRM-42120-1
42 x 132	468	3.9	30.7	TRM-42132-1
42 x 144	505	4.2	28.5	TRM-42144-1
42 x 156	551	4.6	26.1	TRM-42156-1
42 x 168	592	4.9	24.3	TRM-42168-1
42 x 180	631	5.3	22.8	TRM-42180-1
48 x 48	189	1.6	76.3	TRM-48048-1
48 x 60	237	2.0	60.7	TRM-48060-1
48 x 72	295	2.5	48.8	TRM-48072-1
48 x 84	330	2.8	43.6	TRM-48084-1
48 x 96	390	3.3	36.9	TRM-48096-1
48 x 108	434	3.6	33.2	TRM-48108-1
48 x 120	490	4.1	29.4	TRM-48120-1
48 x 132	532	4.4	27.1	TRM-48132-1
48 x 144	577	4.8	25.0	TRM-48144-1
48 x 156	619	5.2	23.3	TRM-48156-1
48 x 168	661	5.5	21.8	TRM-48168-1
48 x 180	705	5.9	20.4	TRM-48180-1
60 x 60	296	2.5	48.6	TRM-60060-1
60 x 72	355	3.0	40.6	TRM-60072-1
60 x 84	424	3.5	34.0	TRM-60084-1
60 x 96	476	4.0	30.3	TRM-60096-1
60 x 108	544	4.5	26.5	TRM-60108-1
60 x 120	614	5.1	23.4	TRM-60120-1
60 x 132	657	5.5	21.9	TRM-60132-1
60 x 144	709	5.9	20.3	TRM-60144-1
60 x 156	796	6.6	18.1	TRM-60156-1
60 x 168	860	7.2	16.7	TRM-60168-1
60 x 180	917	7.6	15.7	TRM-60180-1

### 240V – STANDARD MAT SIZES

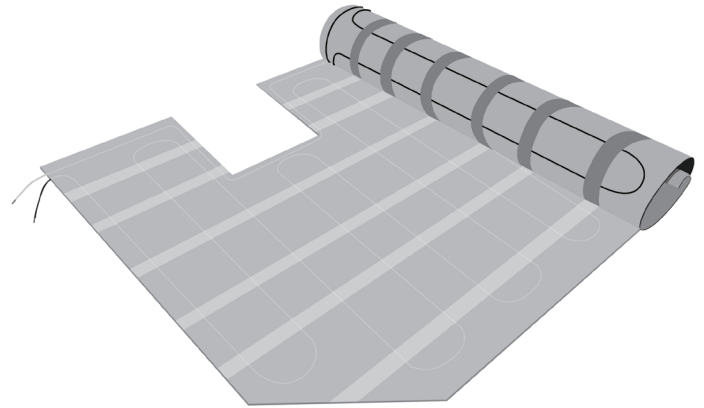
DIMENSIONS (INCHES)	WATTS	AMPS	OHMS	MODEL
24 x 96	206	0.9	280.1	TRM-24096-2
24 x 108	232	1.0	248.6	TRM-24108-2
24 x 120	235	1.0	244.9	TRM-24120-2
24 x 144	294	1.2	196.0	TRM-24144-2
24 x 156	315	1.3	182.7	TRM-24156-2
24 x 168	340	1.4	169.3	TRM-24168-2
24 x 180	361	1.5	159.8	TRM-24180-2
30 x 72	182	0.8	316.2	TRM-30072-2
30 x 84	215	0.9	267.4	TRM-30084-2
30 x 96	238	1.0	242.0	TRM-30096-2
30 x 120	303	1.3	190.4	TRM-30120-2
30 x 132	334	1.4	172.4	TRM-30132-2
30 x 144	359	1.5	160.6	TRM-30144-2
30 x 156	389	1.6	148.0	TRM-30156-2
30 x 168	427	1.8	134.8	TRM-30168-2
30 x 180	456	1.9	126.3	TRM-30180-2
36 x 60	178	0.7	323.3	TRM-36060-2
36 x 72	216	0.9	267.1	TRM-36072-2
36 x 96	289	1.2	199.0	TRM-36096-2
36 x 108	326	1.4	176.5	TRM-36108-2
36 x 120	367	1.5	156.8	TRM-36120-2
36 x 132	399	1.7	144.2	TRM-36132-2
36 x 144	431	1.8	133.7	TRM-36144-2
36 x 156	472	2.0	122.0	TRM-36156-2
36 x 168	511	2.1	112.8	TRM-36168-2
36 x 180	543	2.3	106.1	TRM-36180-2
42 x 60	219	0.9	263.1	TRM-42060-2
42 x 84	298	1.2	193.5	TRM-42084-2
42 x 96	332	1.4	173.6	TRM-42096-2
42 x 108	381	1.6	151.1	TRM-42108-2
42 x 120	427	1.8	134.8	TRM-42120-2
42 x 132	471	2.0	122.4	TRM-42132-2
42 x 144	504	2.1	114.2	TRM-42144-2
42 x 156	559	2.3	103.1	TRM-42156-2
42 x 168	580	2.4	99.2	TRM-42168-2
42 x 180	640	2.7	90.0	TRM-42180-2
48 x 60	242	1.0	237.7	TRM-48060-2
48 x 72	285	1.2	201.8	TRM-48072-2
48 x 84	339	1.4	170.0	TRM-48084-2
48 x 96	377	1.6	152.8	TRM-48096-2
48 x 108	435	1.8	132.4	TRM-48108-2
48 x 120	488	2.0	118.0	TRM-48120-2
48 x 132	531	2.2	108.4	TRM-48132-2
48 x 144	583	2.4	98.9	TRM-48144-2
48 x 156	636	2.7	90.5	TRM-48156-2
48 x 168	680	2.8	84.7	TRM-48168-2
48 x 180	732	3.0	78.7	TRM-48180-2
60 x 60	294	1.2	196.2	TRM-60060-2
60 x 72	351	1.5	163.9	TRM-60072-2
60 x 84	418	1.7	137.9	TRM-60084-2
60 x 96	485	2.0	118.8	TRM-60096-2
60 x 108	541	2.3	106.4	TRM-60108-2
60 x 120	614	2.6	93.8	TRM-60120-2
60 x 132	656	2.7	87.9	TRM-60132-2
60 x 144	729	3.0	79.0	TRM-60144-2
60 x 156	792	3.3	72.8	TRM-60156-2
60 x 168	848	3.5	68.0	TRM-60168-2
60 x 180	921	3.8	62.5	TRM-60180-2

## TRM STANDARD MATS


Standard mats are square or rectangular in shape, and are the economical choice for floor warming. With over 100 models to choose from, you are sure to find the size you need. If one mat will not cover the desired area, multiple mats can be installed in the same room to warm the entire floor surface.

### TRM CUSTOM MATS

Custom mats are manufactured to fit your room dimensions, simplifying the installation process. They provide the best coverage and maximize comfort. Custom mats are designed specifically to suit rooms with curved or angled walls. If one mat will not cover the desired area, multiple mats can be installed in the same room to warm the entire floor surface.




Trowel thinset mortar



Roll in mat



Press into place



Install thermostat sensor



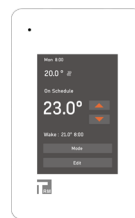
Finish flooring

### TRM FLOOR HEATING THERMOSTATS



#### TRM-FH-GOLD

- Bluetooth®, Wifi, Cloud connected
- 3.5" colour touchscreen with interactive control
- Full programmability
- Tracks power consumption
- 120 Volt, 208 Volt, and 240 Volt voltages
- 15 Amp capacity
- 15' Floor sensor (included)
- Complete with GFCI protection



#### TRM-FH-SILVER

- 3.5" colour touchscreen with interactive control
- Full programmability
- Tracks power consumption
- 120 Volt and 240 Volt dual voltage
- 15 Amp capacity
- 15' Floor sensor (included)
- Complete with GFCI protection



#### TRM-FH-BRONZE

- Non-programmable
- Tracks power consumption
- 120 Volt and 240 Volt dual voltage
- 15 Amp capacity
- 15' Floor sensor (included)
- Complete with GFCI protection



#### Optional - TRM-FH-Relay (USG-4000)

The TRM-FH-Relay power expansion module can be used in concert with any TRH-FH thermostat in projects with large heated floor areas that exceed a single thermostat's 15 amp capacity. Low voltage master/slave wiring between the thermostat and relay(s) is required.



### WARRANTY

We believe in the superior quality of our products, that's why we offer a 25-Year Product Warranty on all TRM floor-heating products that covers product defects along with a 3-year warranty on all TRM thermostats.

TRM is an industry leading, Canadian-owned, designer, and manufacturer of premium heating cables and systems in the commercial, industrial, and residential sectors.

**GET IN TOUCH**  905 940 4737  [info@trmheatingcables.com](mailto:info@trmheatingcables.com)  [www.trmheatingcables.com](http://www.trmheatingcables.com)

